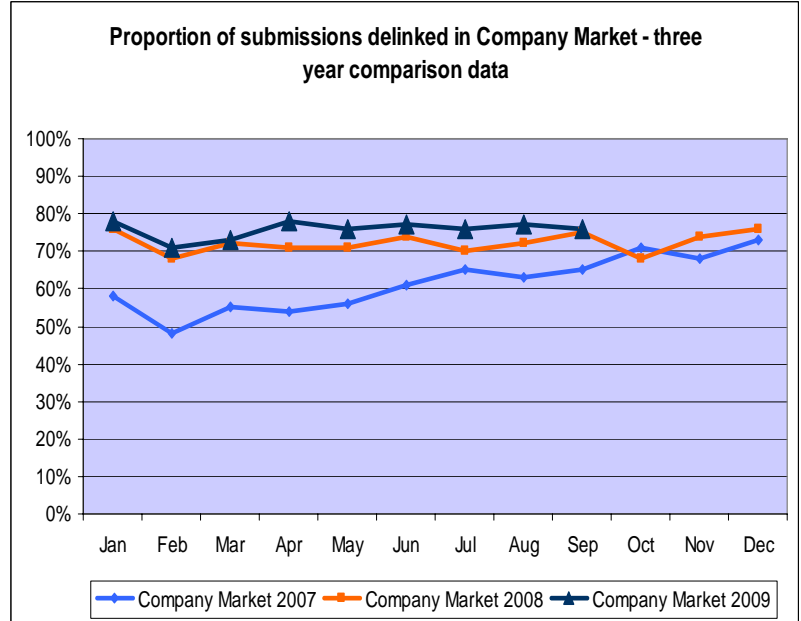
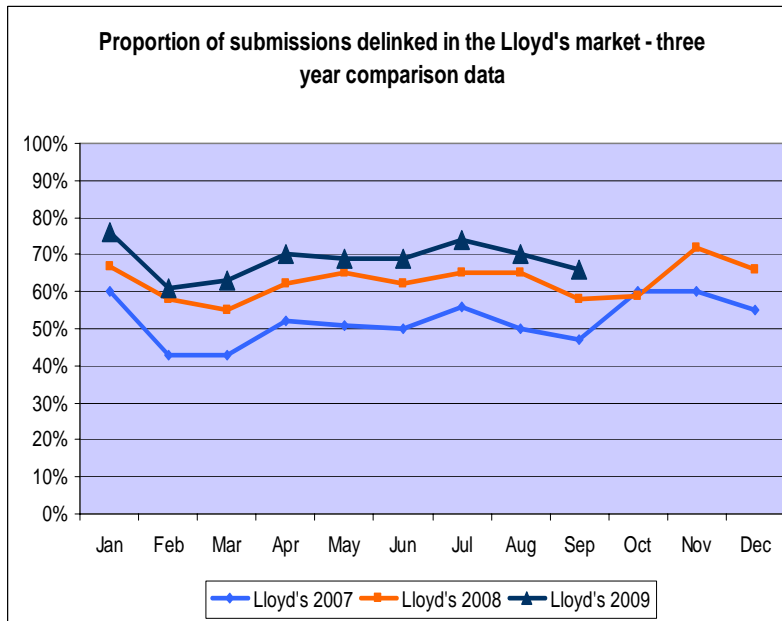
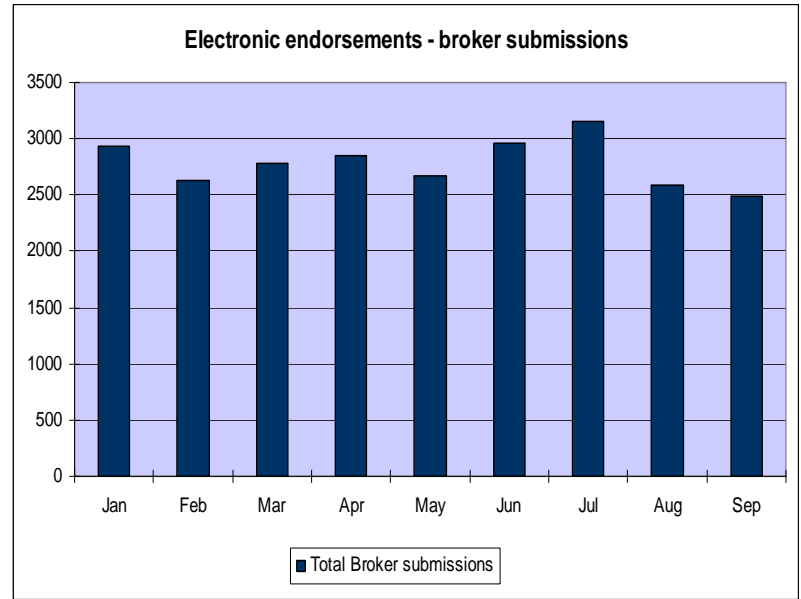
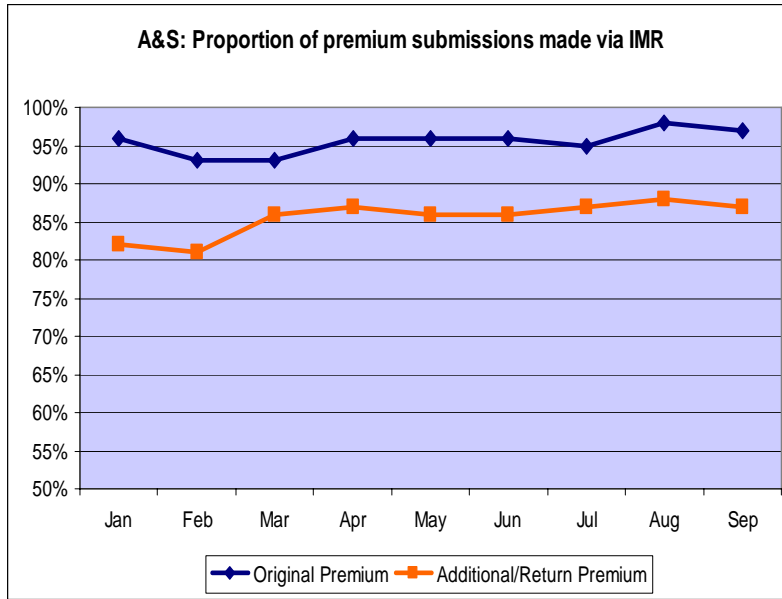


# London Market Group Dashboard targets and progress October 2009 - LMG agenda item 6.1

		2009								
		Jan	Feb	Mar	Apr	May	Jun	Jul	Aug	Sep
A&S	OP only	96%	93%	93%	96%	96%	96%	95%	98%	97%
	Target									
	AP/RP	82%	81%	86%	87%	86%	86%	87%	88%	87%
	Target									
ECF	Lloyd's rate									
	Target (in scope claims)									
	IUA rate (all new claims)	40%	42%	42%	44%	44%	43%	44%	48%	46%
	Target (all new claims)			90%						
	IUA ECF Legacy index	87	86	86	85	84	83	82	82	81
Delinking	Lloyd's rate	76%	61%	63%	70%	69%	69%	74%	70%	66%
	Company market	78%	71%	73%	78%	76%	77%	76%	77%	76%
	Target									
Electronic Policies	Total policies signed	2478	2252	2379	1545	1319	2255	2420	2311	2029
	Electronic requests	1946	1772	1999	1255	1181	2056	2224	2122	1870
	Electronic proportion	79%	79%	84%	81%	90%	91%	92%	92%	92%
	Electronic policies signed	1400	1342	1665	1070	1055	1805	2042	1886	1677
	Electronic proportion	56%	60%	70%	69%	80%	80%	84%	82%	83%
	Target									
e-Endorsements	Total Broker submissions	2931	2629	2784	2852	2665	2958	3148	2586	2492
	Target				3000			3000		

- Targets are for the actual rate achieved in the relevant month in each instance. They are not cumulative across the year
- Data and target definitions are available from LMGS on request

# London Market Group Dashboard - graphs



# London Market Group Dashboard - graphs

